

## **B-FEEDBACK ANALYSIS AND ACTION TAKEN REPORT FROM THE TEACHERS (2021-22)**

A feedback was taken from the teachers about the implementation of curriculum and other aspects in 2021-22. There is description of the findings of the teachers' feedback that has been collected and summary of the action taken by the college.

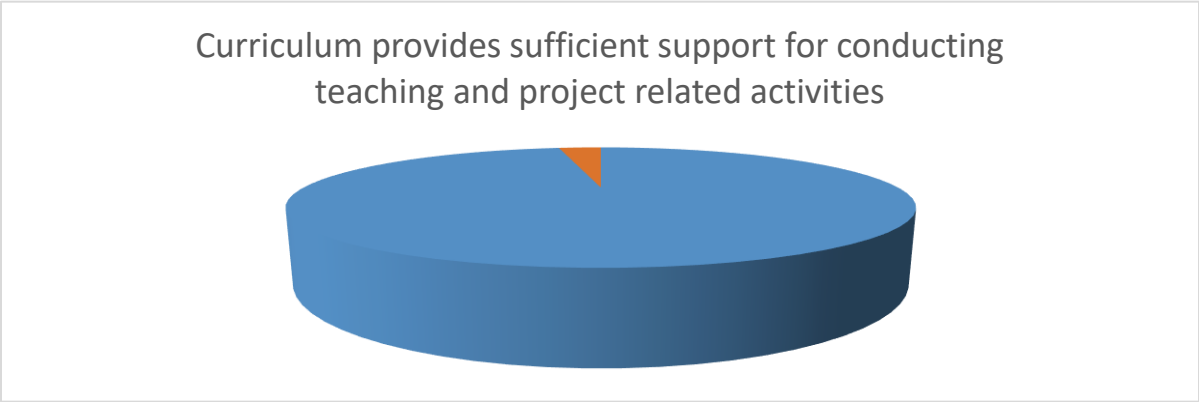
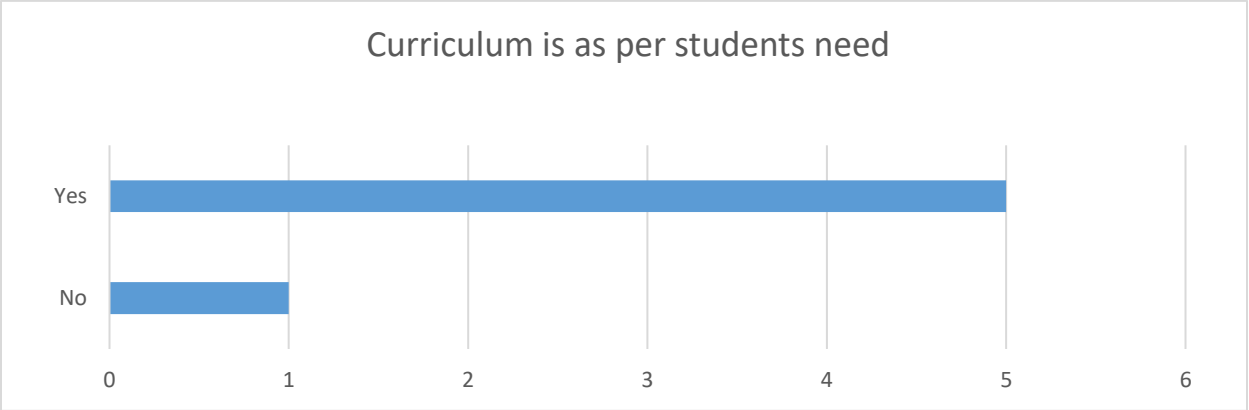
### **Graphical Representation of the analysis of the feedback from teachers**

The collected data has been depicted through graphs on various aspect of the feedback taken from the teachers on implemented curriculum. The description of the feedback is graphically mentioned below:

There are questions that has been asked by the teachers and the description of the responses is represented graphically mentioned below-

1	Curriculum is as per students need.
2	Curriculum provides sufficient support for conducting teaching and project related activities.
3	There is Balance between theoretical and practical knowledge within the curriculum.
4	Content matches with the pedagogy proposed in the curriculum.
5	Course content proposed by the curriculum has conformity with learning outcome.
6	There are enough of curricular and co-curricular activities offered under the curriculum for the holistic development of students?
7	There are sufficient orientation opportunities provided for MOOCS training proposed by the curriculum?
8	Course content on MOOCS fulfills the academic and professional needs of the students.
9	Availability of books in the library according to syllabus.
10	There is organization of seminars/workshops/ symposium / conferences as per the curriculum.
11	Availability of the equipment's in the laboratories (ICT, Psychology, Science, Math's etc.) as per the curriculum guidelines.

12	Availability of ICT based facilities to meet the demand of teaching and research.
----	---



(1)

(2)

There is Balance between theoretical and practical knowledge within the...



■ Yes ■ No ■ Don't Know

(3)

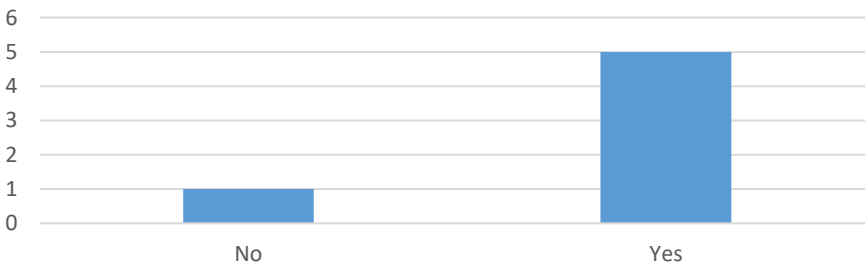
Content matches with the pedagogy proposed in the curriculum



■ Yes ■ No ■ Don't Know

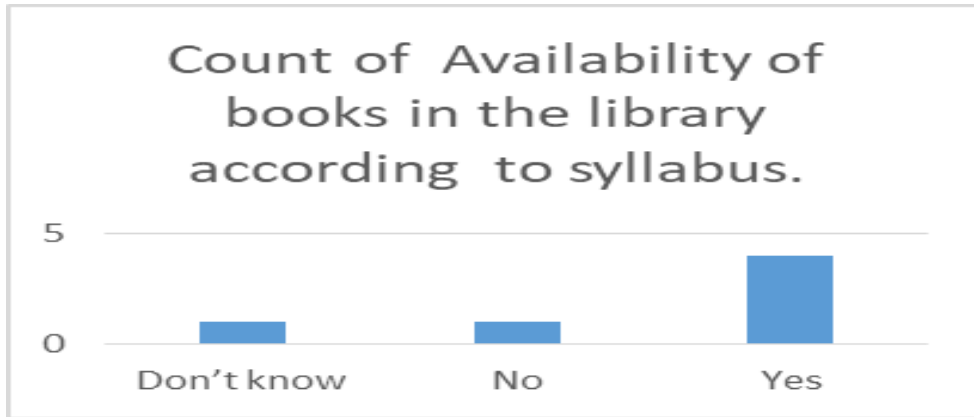
(4)

Course content proposed by the curriculum has conformity with learning outcome



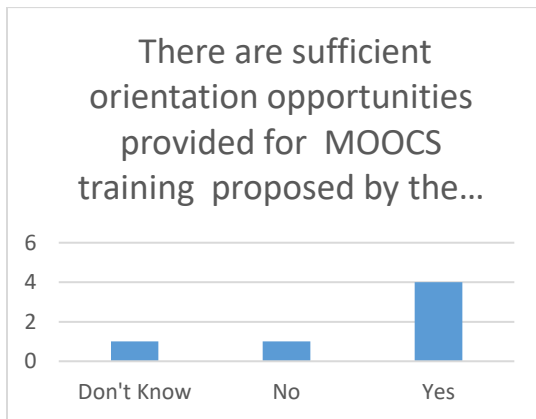
Count of There are enough of curricular and co-curricular activities offered under the curriculum for...





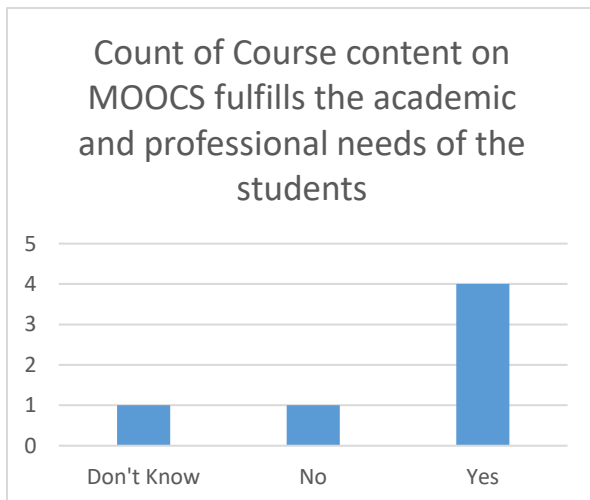
(5)

(6)

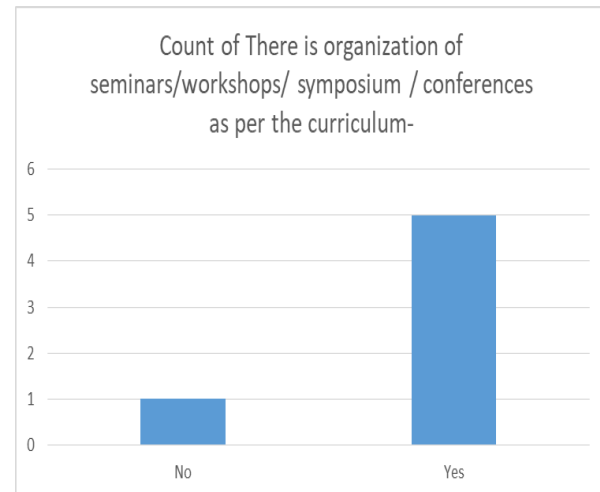


(7)

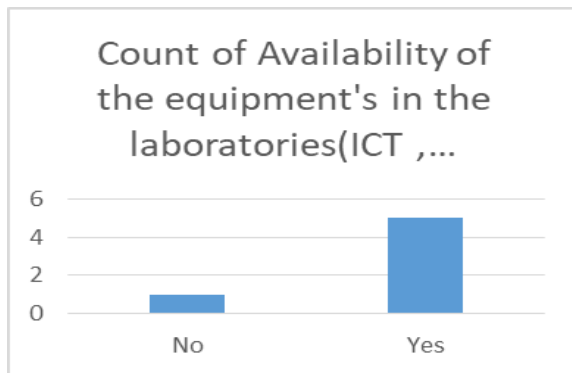
(8)



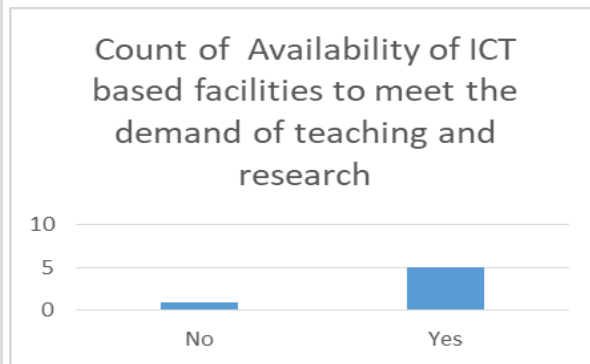
(9)



(10)



(11)



(12)

Majority of the responses from the teachers were in favor of implemented curriculum. Teachers have no issues in any areas as depicted from the graphs. All the teachers gave positive response on the implemented curriculum. The response from the teachers have been graphically represented which shows that teacher has

### **Summary of the Action taken**

The response from the teachers supported that the curriculum implemented within the institution is satisfactory. Majority of the teachers responded in favor of the implemented curriculum which requires a minute actions that needs to be taken by the administration.

